



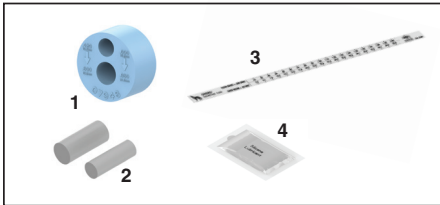
## COYOTE® Wide Range Silicone Grommet Kits

Be sure to read and completely understand this procedure before applying product. Be sure to select the proper PREFORMED™ product before application.

**NOTE:** Grommet kit can only be used in the following fiber optic splice closures: COYOTE In-Line RUNT, COYOTE Dome Closures 6.5" x 17" and 6.5" x 22", and COYOTE Terminal Closures (Single and Dual Chambers).

### NOMENCLATURE

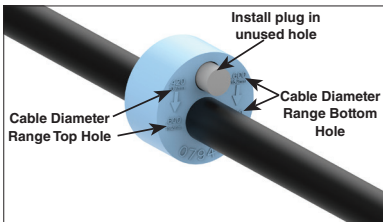
1. End Plate Grommet
2. Plugs (one provided for each grommet entry)
3. Measure Tape
4. Silicone Lubricant (1)



- Step #1** Measure the cable to determine the diameter and hole location to use in the grommet.

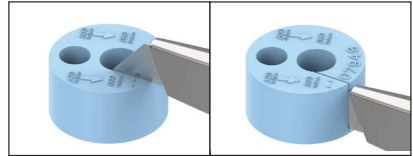


- Step #2** If using cut cable, insert the cable through the grommet. If your application requires express cables, see Step 3 for grommet slitting procedure.

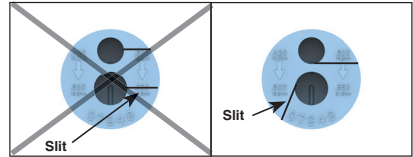


**NOTE:** Only one cable can be used in each grommet.

- Step #3 Grommet Slitting** – If slitting is required, lay the grommet on a stable flat surface. Position the utility knife with the cutting edge against the top surface and cut through the grommet.




**PLP Tip:** Use a pen to sketch slitting lines on top surface of grommet prior to cutting.



**Not Correct Slitting Angle**

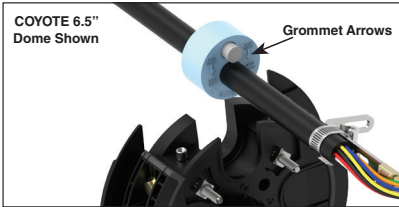
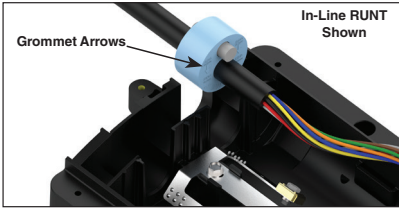
**Correct Slitting Angle**

- Step #4** Lubricate the outer surface of each grommet. Spread the lubricant evenly around the outer surface.



Lubricate the sealing surface of the grommet with the silicone lubricant provided.

**Step #5 Grommet Installation** – Orient the grommet so the grommet arrows are pointing downward as shown.



## SAFETY CONSIDERATIONS

This application procedure is not intended to supersede any company construction or safety standards. This procedure is offered only to illustrate safe application for the individual. FAILURE TO FOLLOW THESE PROCEDURES MAY RESULT IN PERSONAL INJURY OR DEATH.

Do not modify this product under any circumstances.

This product is intended for use by trained technicians only. This product should not be used by anyone who is not familiar with, and not trained to use it.

When working in the area of energized lines, extra care should be taken to prevent accidental electrical contact. Be sure to wear proper safety equipment per your company protocol.

For proper performance and personal safety, be sure to select the proper size PREFORMED™ product before application.

PREFORMED products are precision devices. To ensure proper performance, they should be stored in cartons under cover and handled carefully.



# PREFORMED LINE PRODUCTS

P.O. Box 91129, Cleveland, Ohio 44101 • 440.461.5200 • [preformed.com](http://preformed.com) • email: [inquiries@preformed.com](mailto:inquiries@preformed.com)

SP3524-1